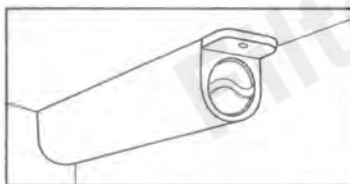


### LG PREMIUM FILTER CARTRIDGE REPLACEMENT INSTRUCTIONS

**CAUTION**

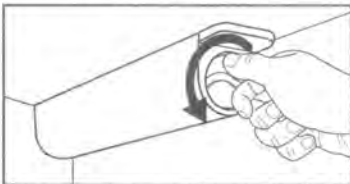
- Read, understand, and follow both the Safety Information on the back page of this document and the following use instructions BEFORE installation and use of the system.
- Change the filter cartridge every 6 months.

Replace your LG PREMIUM FILTER whenever the water filter indicator light is on, or whenever water flow from the refrigerator water dispenser or icemaker decreases noticeably. You may need to change filter cartridges more often as use and local water conditions dictate.



1. Remove the old cartridge.

Twist the handle of the cartridge counterclockwise:



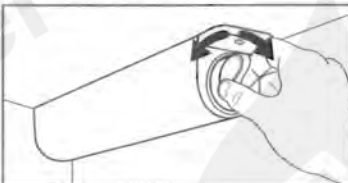
2. The cartridge will eject slightly with a clicking sound.

3. Pull out the cartridge.

**TIP:** Some water may remain in the old cartridge, so hold the cartridge with the handle down to avoid spillage.

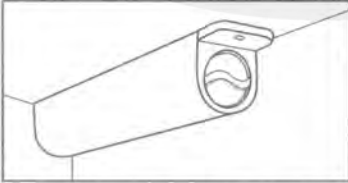

To purchase replacement water filter cartridges, visit your local appliance dealer or parts distributor. You can also visit our website: [www.lgappliances.com](http://www.lgappliances.com) or call 1-877-714-7486

4. Remove the protective blue cap from the new filter cartridge. Insert the new cartridge. With the handle in the vertical position, push the new filter cartridge into the housing until it stops.



5. **TIP:** When inserting the new cartridge, twist the handle slightly left to right, while pushing inward.

6. Twist the handle of the filter cartridge clockwise about 1/4 turn until you feel it stop.



7. Flush the refrigerator water system after replacing the water filter cartridge. Run the refrigerator water dispenser for 5 minutes to purge the refrigerator water system. Discard the purged water.

8. After replacing the LG PREMIUM FILTER cartridge, reset the water filter status display and indicator light by pressing and holding the reset button for 3 seconds.

### SAFETY INFORMATION

Read, understand, and follow all safety information contained in these instructions prior to use of the LG Model 5231JA2006A drinking water system. Retain these instructions for future reference.

#### Intended Use:

The LG Model 5231JA2006A drinking water system is intended for use in filtering contaminants from drinking water as listed on the Performance Data Sheet (on reverse), and has not been evaluated for other uses. The system is installed inside the refrigerator and must be installed, operated and maintained as specified in the installation and use instructions.

#### EXPLANATION OF SIGNAL WORD CONSEQUENCES

	<b>WARNING</b>	Indicates a potentially hazardous situation, which, if not avoided, could result in death or serious injury and/or property damage.
	<b>CAUTION</b>	Indicates a potentially hazardous situation, which, if not avoided, may result in property damage.

#### **WARNING**

Do not use with water that is microbiologically unsafe or of unknown quality without adequate disinfection before or after the system.

#### **CAUTION**

To reduce risk of property damage due to water leakage:

- **Read and follow** Use instructions before installation and use of this system.
- Install on COLD water lines only.
- Comply with all state and local plumbing codes.
- Install a pressure limiting device and water hammer arrester for inlet water pressures exceeding 80 psi. (Refer to Uniform Plumbing Code, Sections 608.2 and 609.10)
- **Never** install or operate where inlet water pressure may exceed 120 psi (827 kPa).
- **Protect filter from freezing.** Remove filter in temperatures below 33°F (0.6°C).
- **Replace cartridge** at specified service interval. Cartridge **MUST** be replaced at least every 6 months.

Manufactured for LG Electronics by:  
CUNO Incorporated  
400 Research Parkway  
Meriden, CT 06450, USA



INSTR07080107

a 3M company



## Refrigerator Water Filtration Cartridge 5231JA2006A

For use in LG  
filter system model  
#5231JA2006A-S

#### Reduces:

- Chlorine Taste and Odor
- Particulate

INSTALL ON COLD WATER LINE ONLY

**CAUTION:**  
FILTER SHOULD BE REPLACED  
EVERY 6 MONTHS

**Performance Data Sheet For Model 5231JA2006A-S**  
Using Replacement Cartridge 5231JA2006A

This system has been tested according to NSF/ANSI Standard 42 for the reduction of the substances listed below. The concentration of the indicated substances in water entering the system was reduced to a concentration less than or equal to the permissible limit for water leaving the system as specified in NSF/ANSI Standard 42.



System tested and certified by NSF International against NSF/ANSI Standard 42 for the reduction of Chlorine Taste and Odor and Nominal Particulate Class 1.

Capacity of 300 gallons (1,135 liters).

Note that while the testing was performed under standard laboratory conditions, actual performance may vary.

Contaminant Reduction	Average Influent	Influent Challenge concentration. Units apply to each row	Product Water	Average % Reduction	NSF Reduction Requirements	Max. Effluent mg/L	Min. % Reduction	NSF Test
Particulate Class 1 Particle size: >0.5 to < 1 um	5800000	At least 10,000 particles/ml	383833	93.2	≥ 85%	470000	91.6	511032-03
Chlorine taste and odor	1.9	2.0 mg/L, 10%	0.05	97.4	≥ 50%	0.05	97.4	511031-03

Application Guidelines/Water Supply Parameters	
Water pressure	30 - 100 psi (207 - 689 kPa)
Water temperature	33-100°F (0.6-37.8°C)
Service flow	0.5 gpm (1.9 lpm)



**WARNING: Do not use with water that is microbiologically unsafe or of unknown quality without adequate disinfection before or after the system.**

Entire system (excluding disposable cartridge) is warranted for a period of one year from date of purchase. Disposable cartridges are warranted for defects in material and workmanship only. Service life of disposable filter cartridges varies with local water conditions and is thus not warranted.

Flush the refrigerator water system after replacing the water filter cartridge. Run the refrigerator water dispenser for 5 minutes to purge the refrigerator water system. Discard the purged water.

After replacing the cartridge, reset the water filter status display and indicator light by pressing and holding the reset button for 3 seconds.

Systems must be installed and operated in accordance with manufacturer's recommended procedures and guidelines.

**CAUTION: Change the filter cartridge at least every six months.**

**IMPORTANT: Failure to follow installation, operation and maintenance instructions will void warranty.** See warranty card for complete details.

For estimated costs of replacement elements, please call 1-877-714-7486.

Manufactured for LG Electronics by:  
CUNO Incorporated  
400 Research Parkway  
Meriden, CT 06450, USA

CUNO is a trademark of 3M Company used under license.  
NSF is a registered trademark of NSF International.